

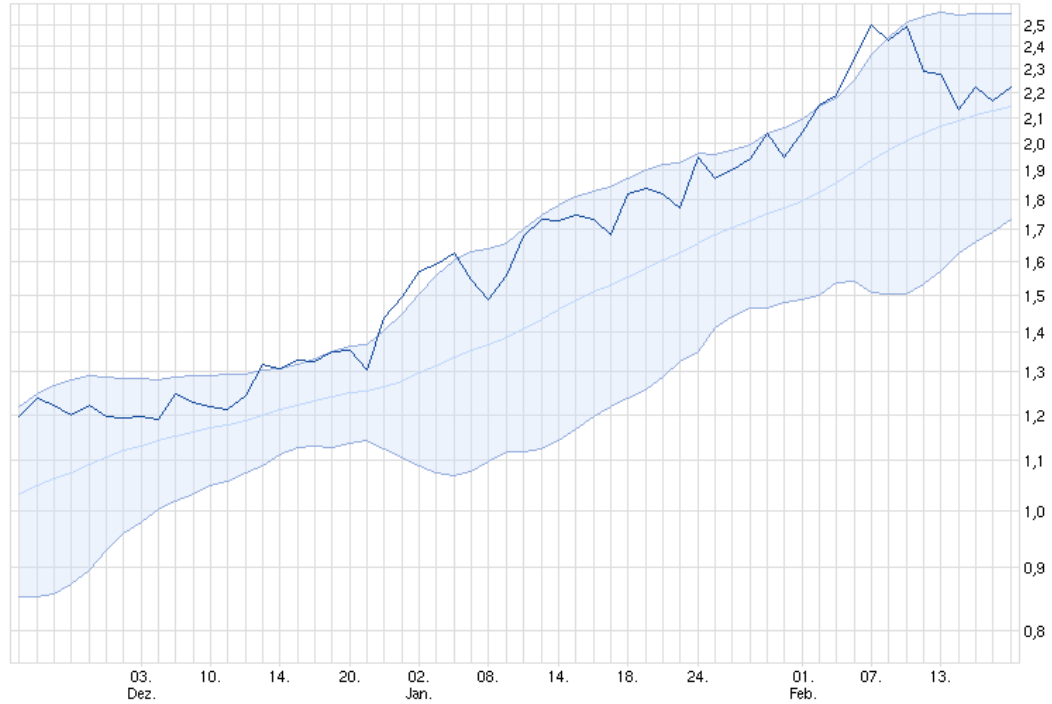


Mazda Motor Aktie

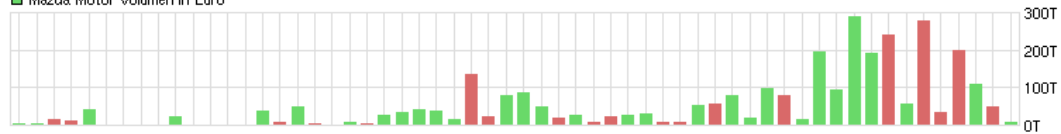
Übersicht Kurse **Chart** Fundamental News Forum

WKN: 854131 ISIN: JP3868400007 Symbol: MZDAF Typ: Aktie

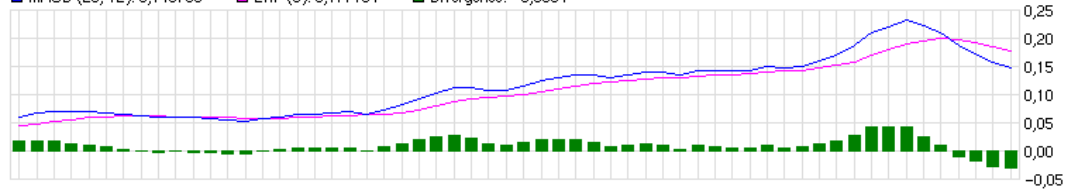
Mazda Motor (Frankfurt) Bollinger (20, 2): 1,734855 - 2,552745



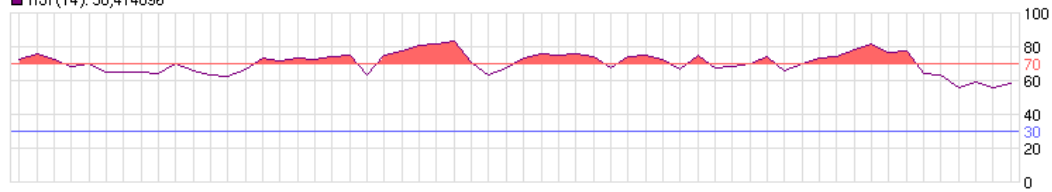
Mazda Motor Volumen in Euro



MACD (26, 12): 0,146795 EXP (9): 0,177194 Divergence: -0,0304



RSI (14): 58,414896



URL dieser Seite: <http://www.ariva.de/chart/?z=a5012~CBB~b1~PMACD:RSI-Uquarter~W1>

URL der Chart-Seite: http://www.ariva.de/mazda_motor-aktie/chart

Datum: 19.02.13

Chart drucken

